

**SUMMARY OF INTERIM RESULTS
FOR FISCAL 2004**

MIZUHO



Mizuho Financial Group, Inc.

Summary of Interim Results for Fiscal 2004

The Mizuho Financial Group is pleased to provide the summary of interim results for Fiscal 2004.

I. Summary of Interim Results

(The figures below are the aggregated figures of the 3 Banks unless otherwise noted.)

■ Summary of income analysis

- We established a solid base for sustainable positive Net Income by resolving financial issues including a significant decrease in Credit Related Costs. Our Consolidated Ordinary Profits were 298.6 billion yen, and Consolidated Net Income was 233.9 billion yen which exceeded our original estimate of 140.0 billion yen. (The variance between Consolidated Net Income and the aggregated Net Income of the 3 Banks was 41.9 billion yen due to the improvement in profitability of group companies).
- Despite our efforts to reduce G&A Expenses more than planned (reduction of 17.0 billion yen compared with the same period of the previous fiscal year), Net Business Profits decreased by 162.5 billion yen compared with the same period of the previous fiscal year to 369.1 billion yen. This was primarily due to a decline in Net Gains (Losses) Related to Bonds, a 123.4 billion yen decrease compared with the same period of the previous fiscal year, caused by a long-term interest rate rise and a decrease in dividends from overseas subsidiaries. Although Interest Income decreased reflecting a decline in loan volume due to weak demand, an increase in Non-Interest Income offset such a decrease, thus overall profits from Customer Groups increased compared with the same period of the previous fiscal year.
- Credit Related Costs showed a gain on reversal of 33.5 billion yen, mainly due to steady progress in revitalization and business recovery of our corporate customers.
- Ordinary Profits decreased by 284.7 billion yen compared with the same period of the previous fiscal year to 200.8 billion yen. However, the sum of Ordinary Profits and Reversal of Reserves for Possible Losses on Loans, etc. (200.8 billion yen), which was posted as Extraordinary Gains in accordance with Japanese accounting rules, exceeded 400 billion yen.
- Net Income decreased to 191.9 billion yen compared with the same period of the previous fiscal year. The effect of previous fiscal year's special factors (approximately 100 billion yen) such as a tax refund from the Tokyo Metropolitan Government relating to External Standards Taxation on Banks was partially offset by a gain on reversal of Credit Related Costs and Net Gains Related to Stocks and Other Securities (62.6 billion yen).

Key P/L Data

(Consolidated)	(JPY Bn)	
	1H of FY2004	Change from 1H of FY2003
Ordinary Profits	298.6	-206.7
Net Income	233.9	-21.4

(3 Banks)	(JPY Bn)	
	1H of FY2004	Change from 1H of FY2003
Gross Profits	788.2	-177.1
G&A Expenses	-420.5	17.0
Net Business Profits (Before Provision for General Reserve for Possible Losses on Loans)	369.1	-162.5
Net Gains (Losses) Related to Bonds	-8.1	-123.4
Net Gains (Losses) Related to Stocks and Other Securities	62.6	-36.4
Credit Related Costs	33.5	164.9
Ordinary Profits	200.8	-284.7
(Reference) Ordinary Profits + Net Reversal of Reserves for Possible Losses on Loans	401.6	-121.0
Net Income	191.9	-117.7

Key B/S Data

(Consolidated)	(JPY Bn)	
	Sep. 2004	Change from March 2004
Net Deferred Tax Assets (DTAs)	1,208.4	-124.5
Net DTAs / Tier I Ratio	29.8%	-3.9%
BIS Capital Ratio (Preliminary)	11.86%	0.51%

(3 Banks)	(JPY Bn)		
	Sep. 2004	Change from March 2004	
Non-Performing Loan* (NPL) Balance	2,224.7	-966.2	
NPL Ratio	3.1%	-1.2%	
Reserve Ratios	Claims against Other Watch Obligors (against total claims)	9.66%	-0.71%
	Claims against Special Attention Obligors (against uncovered portion)	42.2%	0.9%
	Claims with Collection Risk (against uncovered portion)	70.1%	-8.8%
	Claims subject to DCF method (against uncovered portion)	Approx. 55%	Approx. 5%
	Stockholding (Other Securities**)	3,111.5	-349.1
Unrealized Gains on Other Securities**	629.9	-44.8	

* Disclosed Claims under the Financial Reconstruction Law

** Other Securities which have market price

■ Improvement in financial conditions

- The balance of Non-Performing Loans (NPLs: Disclosed Claims under the Financial Reconstruction Law) decreased by slightly less than 1 trillion yen from the end of March 2004 to 2.2 trillion yen (NPL ratio: 3.1%) and we achieved our goal of reducing the NPL balance by half six months in advance.
- Our continuing efforts to reduce stockholding risks resulted in approximately 350 billion yen reduction (on an acquisition cost basis) in our stock portfolio for this period. On the other hand, Unrealized Net Gains of Other Securities including bonds remained at the significantly high level of 629.9 billion yen.
- We started repayment of public funds (preferred shares) reflecting our steady improvement of financial conditions. We repurchased and cancelled preferred shares of 232.7 billion yen (on an issued amount basis) in August.
- Our Consolidated BIS Capital Ratio remained at the high level of 11.86% even after the repayment of public funds by recording higher Net Income than we originally estimated.

II. Key Points of Interim Results

■ Key points of interim results for Fiscal 2004 are as follows:

(3 Banks)

1. Termination of NPL issues

- NPL balance: 2.2 trillion yen (reduced by slightly less than 1 trillion yen from the end of March 2004) NPL Ratio: 3.1%
 - We plan a steady reduction of the NPL balance to the mid 1 trillion yen range by the end of March 2005 (NPL Ratio: lower 2% range).
- Credit Related Costs: Gain on reversal of 33.5 billion yen
 - We estimate Credit Related Costs of 45.0 billion yen for Fiscal 2004, a significant decrease of 190.0 billion yen compared with our original estimate.

2. Start of Repayment of Public Funds (Preferred Shares)

- We started repayment of public funds (preferred shares). We repurchased and cancelled preferred shares of 232.7 billion yen at the end of August.
- We redeemed 225.0 billion yen of subordinated bonds of public funds at the end of September. We plan to redeem the remaining 100.0 billion yen in this fiscal year.

3. Cost-Cutting Efforts and Progress of IT Systems Integration

- Our G&A Expenses steadily decreased by 17.0 billion yen compared with the same period of the previous fiscal year.
- Mizuho Bank's IT systems integration project is in its final stages and making steady progress toward completion in December.

4. Conservative Approach for Deferred Tax Assets (DTAs) and Impairment of Fixed Assets

- The balance of Net DTAs steadily decreased due to recording positive taxable income (the balance of Consolidated Net DTAs decreased by 124.5 billion yen from the end of March 2004. The ratio of Net DTAs to Tier 1 capital on a consolidated basis decreased to 29.8%).
- We recorded 41.3 billion yen of Losses on Impairment of Fixed Assets due to the early application of new accounting rules to overall business operational assets such as property and IT systems.

5. A New Phase in Management Strategies

- Since we established a solid base for sustainable positive Net Income by resolving financial issues, we entered into a new phase in management strategies for enhancing future top-line growth.
- In order to fully utilize the largest domestic customer base for enhancing profitability, we are promoting (1) thorough pursuit of group synergies, (2) creation of new profitable business opportunities such as reinforcement of loan trading business aiming at a further expansion of syndicated loan business, and (3) flexible formation and utilization of business alliances with companies outside the banking business such as credit card, consumer credit and securities companies.

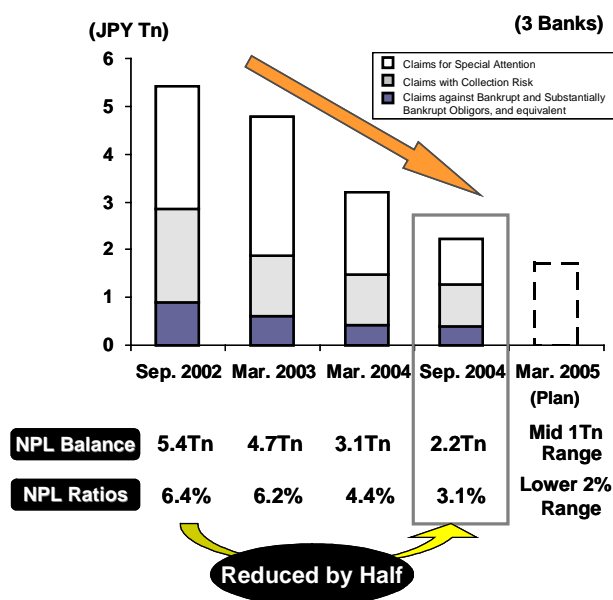
<Major Business Alliances>

- Strategic Business Alliance with Orient Corporation (July 2004)
 - The balance of new “Captive Loan” at the end of September: approximately 70 billion yen
- Basic Agreement on Forming a Strategic Business Alliance in the Credit Card Business with UC Card Co., Ltd. and Credit Saison Co., Ltd. (August 2004)
- Business Alliance with Monex Beans Holdings Group (August 2004)
- Investment in Mizuho Securities Co., Ltd. by The Norinchukin Bank (September 2004)
 - Invested amount: 74.9 billion yen (18.48% of shares outstanding)

Supplementary Explanation

1. Termination of NPL issues

- The balance of Disclosed Claims under the Financial Reconstruction Law decreased by slightly less than 1 trillion yen from the end of March 2004 to 2.2 trillion yen at the end of September, more than originally planned. This decrease was primarily due to the aggressive promotion of corporate customers’ revitalization and a smaller volume of newly-classified NPLs than estimated.
- NPL ratio also decreased by 1.2% from the end of March 2004 to 3.1%. We achieved our goal of reducing the NPL balance by half six months in advance and our NPL ratio is the lowest of all the mega banks in Japan.
- We estimate that the NPL balance will be reduced to the mid 1 trillion yen range and the NPL ratio will also be reduced to the lower 2% range by the end of this fiscal year.

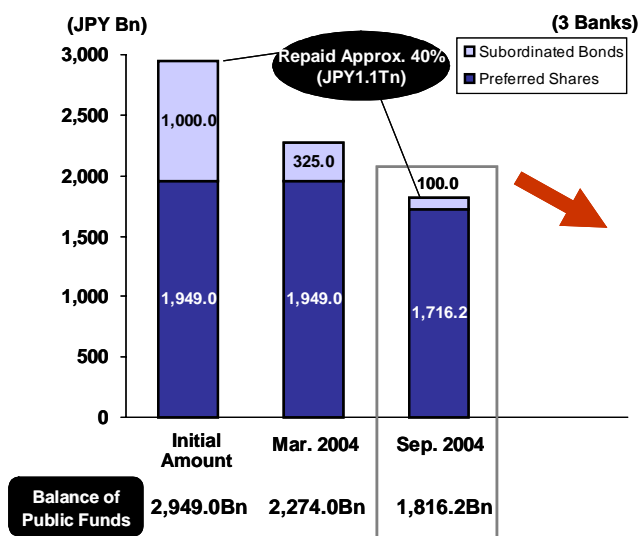


- Credit Related Costs showed a gain on reversal of 33.5 billion yen, a dramatic improvement compared with our original estimate. This was mainly due to a huge reversal of Reserves for Possible Losses on Loans in accordance with steady progress in our “Corporate Revitalization Project ” and business recovery of our corporate customers. We estimate Credit Related Costs for Fiscal 2004 will be 45.0 billion yen, a 190.0 billion yen decrease from our original estimate.
- Despite increases and decreases of reserves in each obligor category as a result of the progress of corporate revitalization, we continue to maintain sufficient level of reserves for future asset deterioration risk.

Reserve Ratios	(3 Banks)	
	Sep. 2004	Change (from Mar. 2004)
Claims against Other Watch Obligors (against total claims)	9.66%	-0.71%
Claims against Special Attention Obligors (against uncovered portion)	42.2%	+0.9%
Claims with Collection Risk (against uncovered portion)	70.1%	-8.8%
Claims subject to DCF method (against uncovered portion)	Approx. 55%	Approx. +5%

2. Start of Repayment of Public Funds (Preferred Shares)

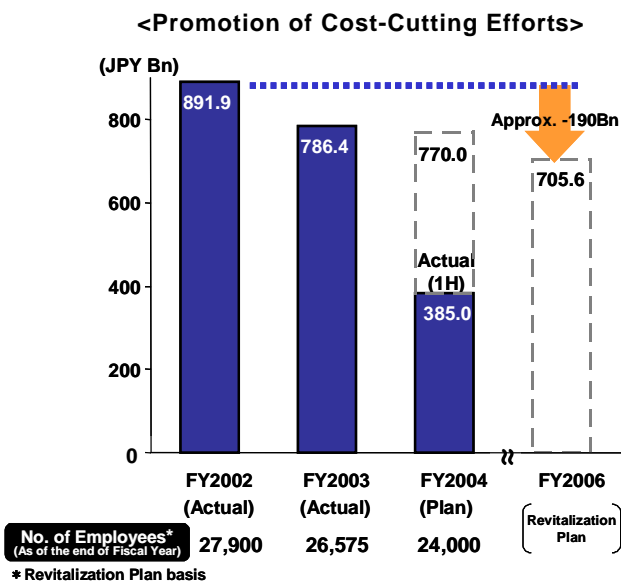
- We started repayment of public funds (preferred shares) reflecting the steady improvement of our financial conditions. We repurchased and cancelled preferred shares of 232.7 billion yen on an issued amount basis in August. We also redeemed 225.0 billion yen of subordinated bonds of public funds in September. Accordingly, we already repaid approximately 40% of the initial amount of public funds as of the end of September.
- Even after the above repayments, our Consolidated BIS Capital Ratio remained at the high level of 11.86% reflecting our Consolidated Net Income of 233.9 billion yen for this period.
- We strive to make early repayment of the remaining public funds while maintaining and improving the level of capital through continuously recording stable profits. As for the remaining subordinated bonds of 100.0 billion yen, we plan to redeem them by the end of this fiscal year.



3. Cost-Cutting Efforts and Progress of IT Systems Integration

(2 Banks)

- We plan to reduce G&A Expenses by 190.0 billion yen in Fiscal 2006 compared with Fiscal 2002. In order to achieve this, for this period, we steadily reduced G&A Expenses by 17.0 billion yen compared with the same period of the previous fiscal year. We are also steadily reducing headcount, aiming to reduce employees to 24,000 at the end of Fiscal 2004.
- As for IT systems integration project of Mizuho Bank, we are implementing transitions of systems, branch group by branch group, toward safe and complete integration. We have already finished more than 70% of transitions in targeted branches. Accordingly, we are making steady progress toward completion of the project in December.
- We will accelerate our cost-cutting efforts toward achievement of our plan by further streamlining operations and reducing maintenance costs as a result of systems integration.
- In addition, we also merged three IT related subsidiaries into one on October 1st.



III. Earnings Estimates for Fiscal 2004

- Our Earnings Estimates for Fiscal 2004 are shown on the right.
 - Consolidated Net Income is estimated at 440.0 billion yen, a 110.0 billion yen increase from our original estimate, which also exceeds the result for the previous fiscal year, mainly due to a significant decrease in estimated Credit Related Costs for Fiscal 2004.
 - We plan to increase steadily our Net Business Profits from Customer Groups by carrying out various measures to enhance top-line growth.
- As for dividends for this fiscal year, we plan to pay annual dividends of 3,500 yen per common share (a 500 yen increase compared with Fiscal 2003) and preferred dividends of the defined amount according to the terms and conditions of preferred share issues.

(JPY Bn)	Consolidated	Change from Estimate	Change from FY2003
Ordinary Income	2,900.0	-	-300.6
Ordinary Profits	610.0	-110.0	-286.4
Net Income	440.0	+110.0	+33.0
<Reference>			
	3 Banks	Change from Estimate	Change from FY2003
Net Business Profits	817.0	-128.5	-137.1
Credit Related Costs	- 45.0	+190.0	+192.9
Net Gains Related to Stock and Other Securities	70.0	+70.0	-119.3
Ordinary Profits	468.0	-138.0	-338.1
Net Income	395.0	+72.5	-52.9

Definitions:

- 3 Banks:** Aggregated figures for Mizuho Corporate Bank, Mizuho Bank, Mizuho Trust & Banking and their financial subsidiaries for corporate revitalization on a non-consolidated basis
- 2 Banks:** Aggregated figures for Mizuho Corporate Bank and Mizuho Bank and their financial subsidiaries for corporate revitalization on a non-consolidated basis